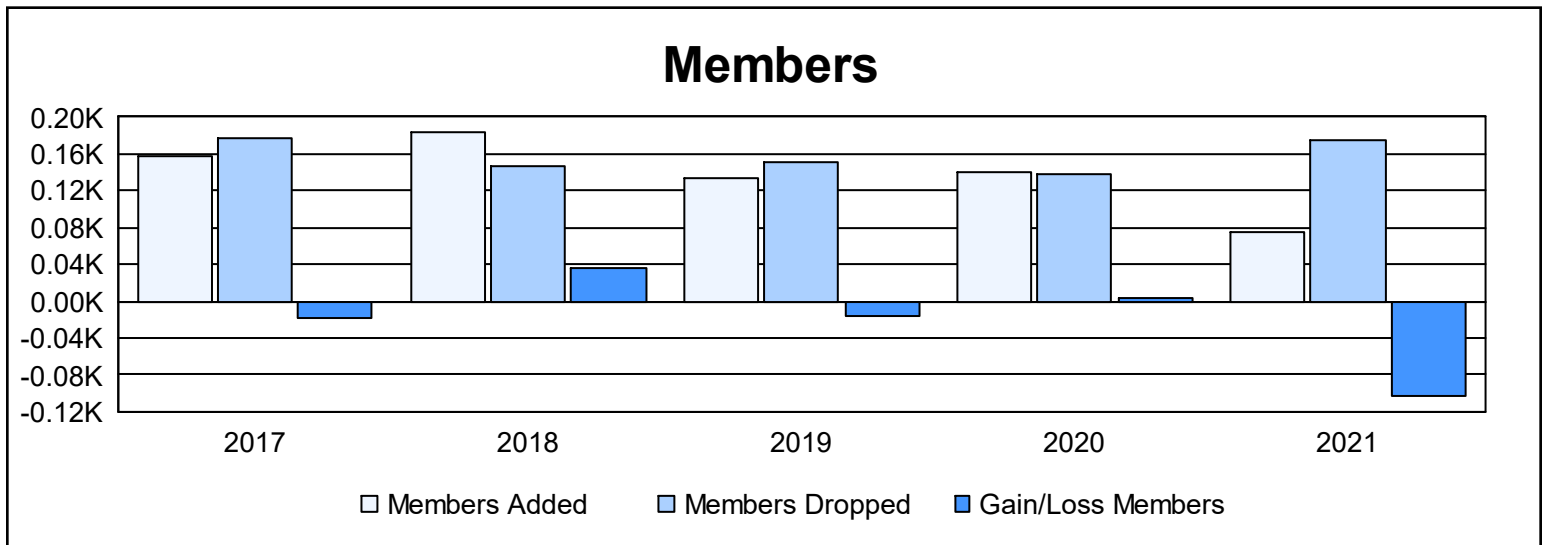
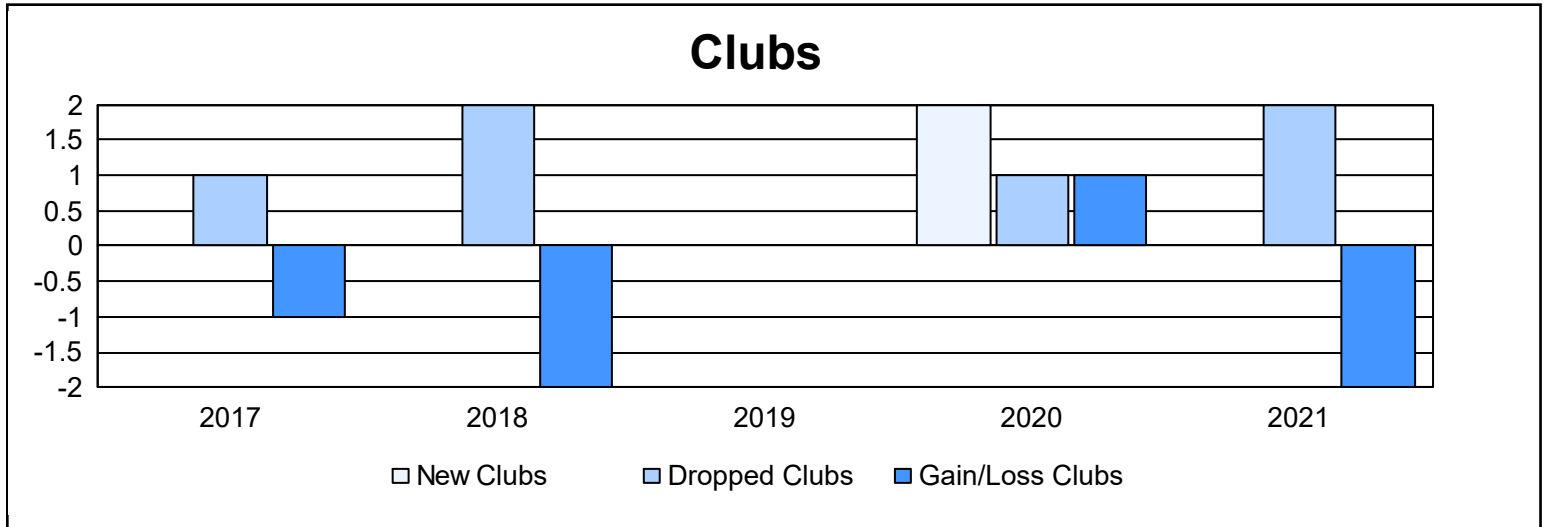
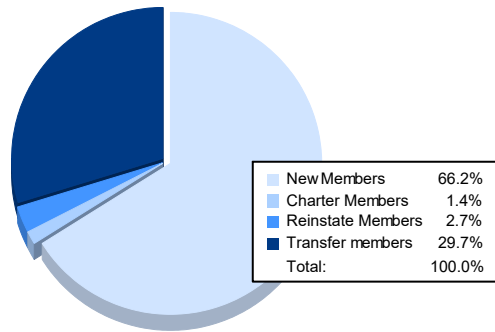


| Year | New Clubs | Dropped Clubs | Gain/ Loss Clubs | New Members | Charter Members | Reinstate Members | Transfer Members | Total Member Added | Total Members Dropped | Gain/ Loss Members |
|----------------|-----------|---------------|------------------|-------------|-----------------|-------------------|------------------|--------------------|-----------------------|--------------------|
| 2016-2017 | 0 | 1 | -1 | 133 | 0 | 5 | 20 | 158 | 177 | -19 |
| 2017-2018 | 0 | 2 | -2 | 160 | 0 | 12 | 12 | 184 | 147 | 37 |
| 2018-2019 | 0 | 0 | 0 | 109 | 1 | 4 | 20 | 134 | 151 | -17 |
| 2019-2020 | 2 | 1 | 1 | 83 | 44 | 7 | 7 | 141 | 137 | 4 |
| 2020-2021 | 0 | 2 | -2 | 49 | 1 | 2 | 22 | 74 | 176 | -102 |
| Average | 0 | 1 | -1 | 107 | 9 | 6 | 16 | 138 | 158 | -19 |



Membership Composition June 2021 Cumulative



Gender Composition June 2021 Cumulative

